

# ***Table of Contents***

---

## **07.08.08 – Idaho Minimum Safety Standards and Practices for Logging – Falling and Bucking**

000. Legal Authority. ....	2
001. Title And Scope. ....	2
002. Written Interpretations. ....	2
003. Administrative Appeals. ....	2
004. Incorporation By Reference. ....	2
005. Office – Office Hours – Mailing Address And Street Address. ....	2
006. Public Records Act Compliance. ....	2
007. -- 008. (Reserved) ....	2
009. Definitions. ....	2
010. Falling And Bucking. ....	2
011. Illustration Of Undercuts. ....	4
012. Mechanical Delimbers And Feller Bunchers. ....	7
013. -- 999. (Reserved) ....	7

**IDAPA 07  
TITLE 08  
CHAPTER 08**

**07.08.08 – IDAHO MINIMUM SAFETY STANDARDS AND PRACTICES  
FOR LOGGING – FALLING AND BUCKING**

**000. LEGAL AUTHORITY.**

Pursuant to the provisions of Section 67-2061A, Idaho Code, the Division of Building Safety has the authority to promulgate and adopt rules for affecting the purposes therein. (3-29-17)

**001. TITLE AND SCOPE.**

These rules shall be cited as IDAPA 07.08.08, "Idaho Minimum Safety Standards and Practices for Logging – Falling and Bucking," and shall be applicable to the logging industry in the state of Idaho. (7-1-97)

**002. WRITTEN INTERPRETATIONS.**

There are no written statements which pertain to the interpretation of these rules. (7-1-97)

**003. ADMINISTRATIVE APPEALS.**

The procedure for appeals in logging safety matters is prescribed by IDAPA 07.08.16, "Idaho Minimum Safety Standards and Practices for Logging – Recommended Safety Program," and Title 67, Chapter 52, Idaho Code. (3-29-17)

**004. INCORPORATION BY REFERENCE.**

There are no documents that have been incorporated by reference into these rules. (3-29-17)

**005. OFFICE – OFFICE HOURS – MAILING ADDRESS AND STREET ADDRESS.**

The principal place of business of the Division of Building Safety, Logging Safety Program, is at the Division office located at 1090 E. Watertower Street, Suite 150, Meridian, Idaho 83642. The Logging Safety Program may also be contacted at 1250 Ironwood Drive, Suite 220, Coeur d'Alene, Idaho 83814, and at 2055 Garrett Way, Suite 4, Pocatello, Idaho 83201. All locations are open from 8:00 a.m. to 5:00 p.m., except Saturday, Sunday and legal holidays. The telephone number of the office is (208) 334-3950. The facsimile number of the office is 1-877-810-2840. The Department website is <http://dbs.idaho.gov>. (3-29-17)

**006. PUBLIC RECORDS ACT COMPLIANCE.**

The rules contained herein have been promulgated according to the provisions of Title 67, Chapter 52, Idaho Code, and are public records. (3-29-17)

**007. -- 008. (RESERVED)**

**009. DEFINITIONS.**

For definitions refer to IDAPA 07.08.01, "Idaho Minimum Safety Standards and Practices for Logging -- General Provisions," Section 007, and IDAPA 07.08.15, "Idaho Minimum Safety Standards and Practices for Logging – Commonly Used Logging Terms." (3-29-17)

**010. FALLING AND BUCKING.**

**01. General Requirements.** (7-1-97)

**a.** There shall be an established method of checking-in workers from the woods. Each supervisor shall be responsible for their crew being accounted for at the end of each shift. (3-29-17)

**b.** Cutters not in sight of another employee shall have radio communications with crew members on that job site. (3-29-17)

**c.** Common sense and good judgment must govern the safety of cutters as effected by weather conditions. At no time shall they work if wind is strong enough to prevent the falling of trees in the desired direction, or when vision is impaired by weather conditions or darkness. (7-1-97)

- d.** All cutters shall have a current first aid certification. Employers shall provide an opportunity for cutters to take a standard first aid course. (3-29-17)
- e.** Tools of cutters such as axes, sledges, wedges, saws, etc., must be maintained in safe condition. Battered sledges, and wedges shall not be used. When power saws are used, wedges shall be made of soft material, such as wood or plastic. (7-1-97)
- f.** Cutters shall not be placed on hillsides immediately below each other or below other operations where there is possible danger. (7-1-97)
- g.** Trees shall not be felled if a falling tree endangers any worker, line, or any unit in operation. (7-1-97)
- h.** Before starting to fall or buck any tree or snag, the cutter must survey the area for possible hazards and proceed according to safe practices. Snags, which are unsafe to cut, shall be blown down with explosives, or felled by other methods. (7-1-97)
- i.** Dangerous or hazardous snags shall be felled prior to or in the course of cutting a strip. No danger tree shall be felled by one (1) cutter where and when the assistance of a fellow employee is necessary to minimize the danger or hazards involved. In the case that any danger tree or snag cannot be safely felled and must remain standing or unattended, such tree or snag shall be clearly identified and suitably marked, including all surrounding impact area, and the employee's supervisor shall be notified as soon as possible. (7-1-97)
- j.** In falling timber, adjacent brush and snow shall be cleared away from and around the tree to be felled to provide sufficient room to use saws and axes and provide an adequate escape path. (3-29-17)
- k.** Cutters shall not fall into another strip; leaners on the line shall be traded. Trees shall be felled into the open whenever conditions permit. (7-1-97)
- l.** Undercuts and side cuts shall be large enough to safely guide the trees and eliminate the possibility of splitting and barber chairing. Particular care shall be taken to hold enough wood to prevent the tree from prematurely slipping or twisting from the stump. Undercuts shall be cleaned out to the full depth of the saw cut. Especially large undercuts are necessary in heavy leaners. When required to safely fell a tree, mechanical or other means shall be employed to accomplish this objective. Pre-cutting of trees for the purpose of production logging is prohibited.
- NOTE: Trees with no perceptible lean having an undercut to a depth of one quarter (1/4) of the diameter of the tree with an undercut height equal to one fifth (1/5) of the diameter of the tree will be assumed to be in reasonable compliance with this rule. (3-29-17)
- m.** Back-cuts shall be above the level of the upper horizontal cut of the undercut. (3-29-10)
- n.** While wedging, fallers shall watch for limbs or other material which might be jarred loose. Cutting of holding wood in lieu of using wedges is prohibited. (7-1-97)
- o.** When falling or bucking a tree is completed the power saw motor should be stopped. The power saw motor shall be stopped while the operator is traveling to the next tree. (3-29-17)
- p.** Cutters shall not work on the downhill side of the log being bucked unless absolutely unavoidable and only when the log is blocked or otherwise secured to prevent rolling when cut is completed. (7-1-97)
- q.** Cutters must give timely warning to all persons within range of any log which may have a tendency to roll or slide after being cut off. (7-1-97)
- r.** Logs shall be completely bucked-through whenever possible. If it becomes hazardous to complete a cut, then the log shall be marked and identified by a predetermined method. Rigging crews shall be instructed to

recognize such marks and when possible cutters shall warn rigging crew of locations where such unfinished cuts remain. (3-29-17)

s. A competent person properly experienced in this type of work shall be placed in charge of falling and bucking operations. Inexperienced workers shall not be allowed to fall timber or buck logs unless under the direction of experienced workers. (3-29-17)

t. Power saws shall be kept in good repair at all times. All exhaust parts on power chain saws shall be constructed and maintained so the operator is exposed to a minimum amount of fumes and noise. (7-1-97)

u. Combustion engine driven power saws shall be equipped with an automatic throttle which will return the motor to idling speed upon release of the throttle. (7-1-97)

v. Power saw motors shall be stopped while being fueled. (7-1-97)

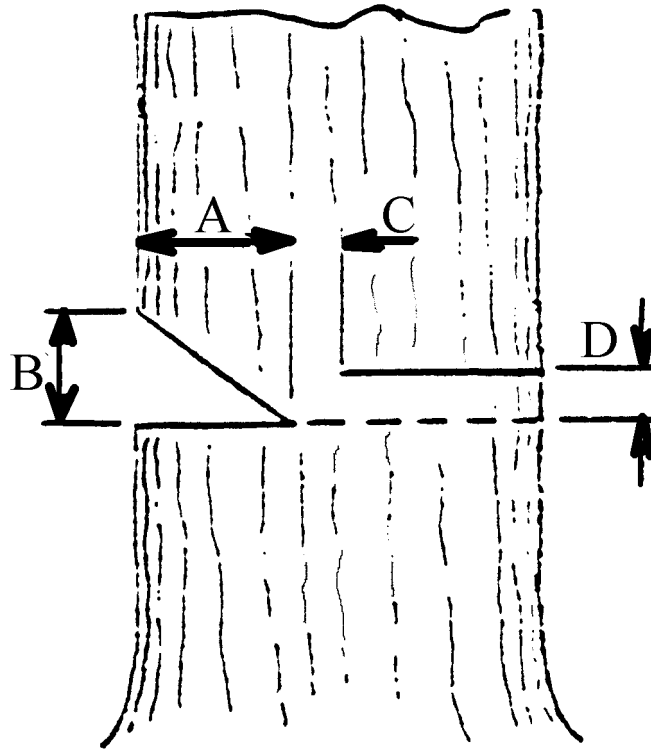
w. All personnel shall wear approved head protection, proper clothing and footwear. (7-1-97)

x. Employees, whose normal duties require them to operate a chain saw, shall wear ballistic nylon or equivalent protection covering each leg from upper thigh to boot top except when working as a climber or working from a bucket truck. (7-1-97)

**011. ILLUSTRATION OF UNDERCUTS.**

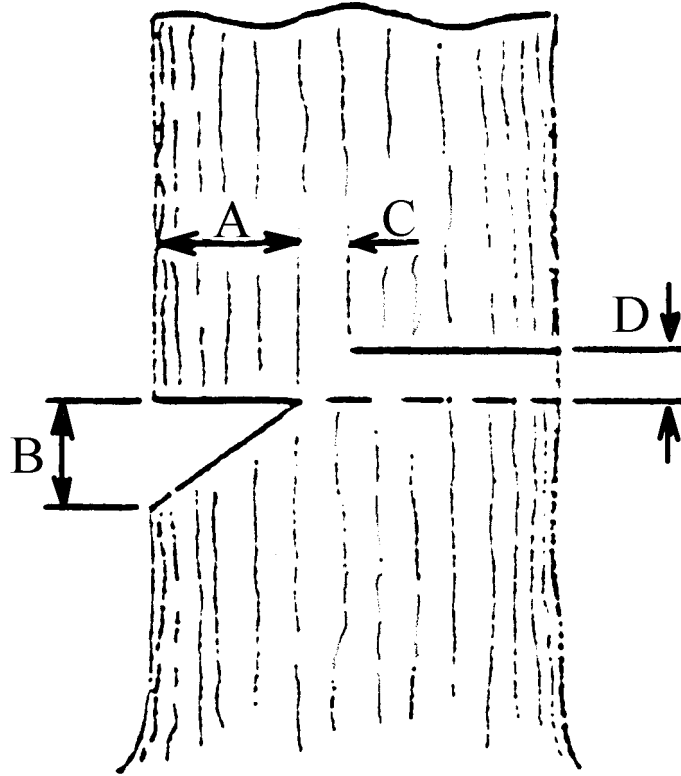
**01. Illustration of Undercuts.** (7-1-97)

FIGURE 011.01-A - CONVENTIONAL UNDERCUT



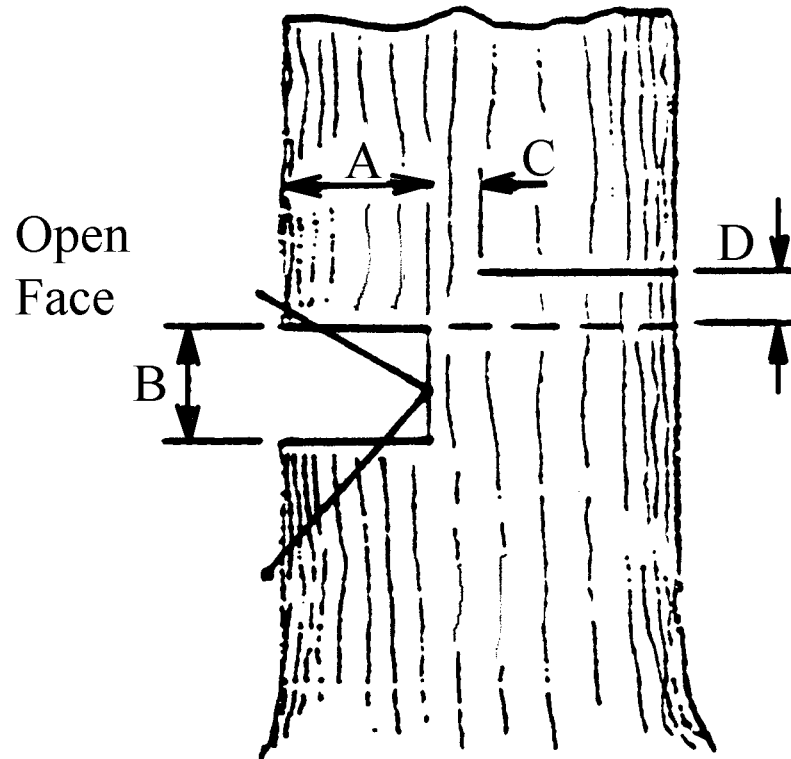
- a. Conventional Undercut. May be made with parallel saw cut and a diagonal cut. Backcut (D) shall be above undercut. (3-29-17)

FIGURE 011.01-B - HUMBOLT UNDERCUT



**b.** Humbolt Undercut. A cut in which both cuts made with the saw leaves a square end log (See Figure 011.01-B). The cut is the same as a conventional cut (See Figure 011.01-A) except that waste is on the stump. Backcut (D) shall be above undercut. (3-29-17)

FIGURE 011.01-C - OPEN FACE UNDERCUT



c. Open Face Undercut. A cut in which two (2) angle cuts are made with the saw (See Figure 011.01-C) -- It is used when it is necessary that the face does not close until the tree is near the ground. (3-29-17)

**012. MECHANICAL DELIMBERS AND FELLER BUNCHERS.**

**01. General Requirements.** (7-1-97)

a. Before start-up or moving equipment, check the surrounding area for fellow employees or equipment. (3-29-17)

b. If any protective device is missing, it is to be replaced as soon as possible. If it affects a safe operation, the machine is to be shut down. (7-1-97)

c. When a machine is working, extreme caution shall be used when approaching. The operator shall be notified by radio or visual contact. (3-29-17)

d. All raised equipment shall be lowered to the ground or to a safe position and the park brake set before leaving the machine. (7-1-97)

**013. -- 999. (RESERVED)**

# ***Subject Index***

## **D**

Definitions, IDAPA 07.08.08, Idaho  
Minimum Safety Standards Practices  
For Logging -- Falling & Bucking 2

## **F**

Falling & Bucking 2  
General Requirements 2

## **I**

Illustration Of Undercuts 4  
Illustration of Undercuts 4

## **M**

Mechanical Delimbers & Feller  
Bunchers 7  
General Requirements 7